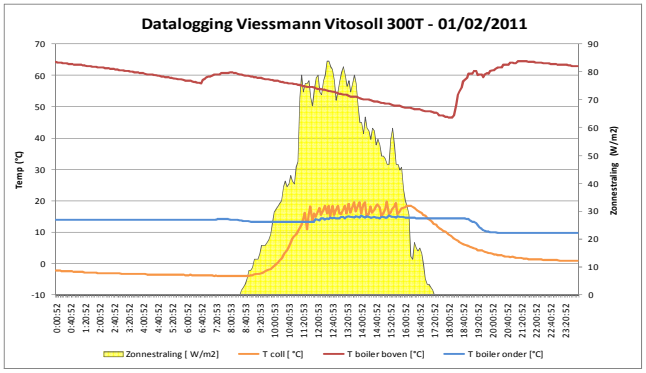
Datalogging Viessmann Vitosoll 300T - 01/02/2011
Temp [°C]
Zonnestraling (W/m2)
Zonnestraling [W/m2]
T coll [°C]
T boiler boven [°C]
T boiler onder [°C]

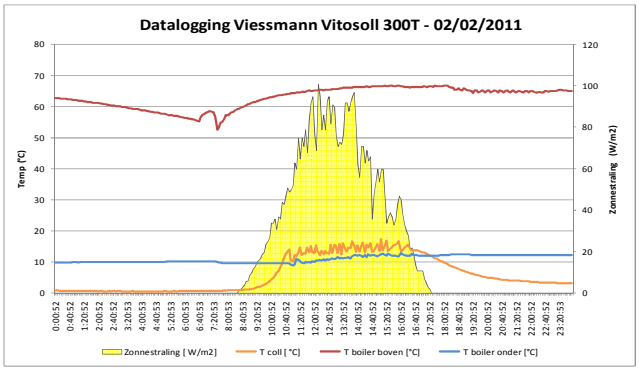
Datalogging Viessmann Vitosoll 300T - 02/02/2011
Temp [°C]
Zonnestraling (W/m2)
Zonnestraling [W/m2]
T coll [°C]
T boiler boven [°C]
T boiler onder [°C]

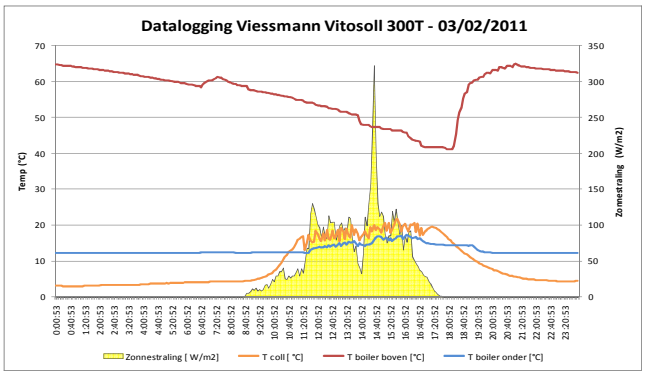
Datalogging Viessmann Vitosoll 300T - 03/02/2011
Temp [°C]
Zonnestraling (W/m2)
Zonnestraling [W/m2]
T coll [°C]
T boiler boven [°C]
T boiler onder [°C]

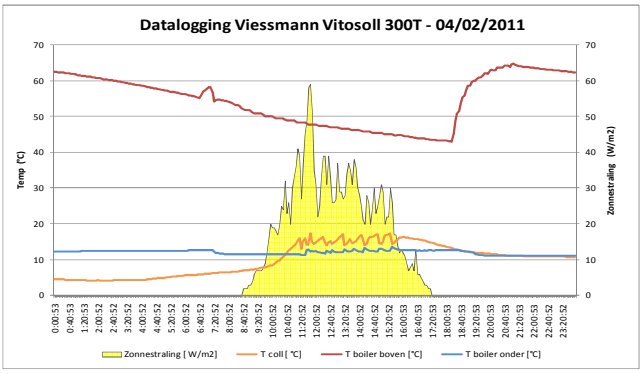
Datalogging Viessmann Vitosoll 300T - 04/02/2011
Temp [°C]
Zonnestraling (W/m2)
Zonnestraling [W/m2]
T coll [°C]
T boiler boven [°C]
T boiler onder [°C]

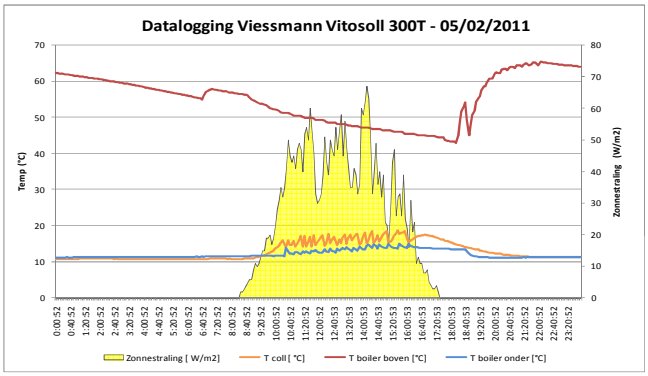
Datalogging Viessmann Vitosoll 300T - 05/02/2011
Temp [°C]
Zonnestraling (W/m2)
Zonnestraling [W/m2]
T coll [°C]
T boiler boven [°C]
T boiler onder [°C]

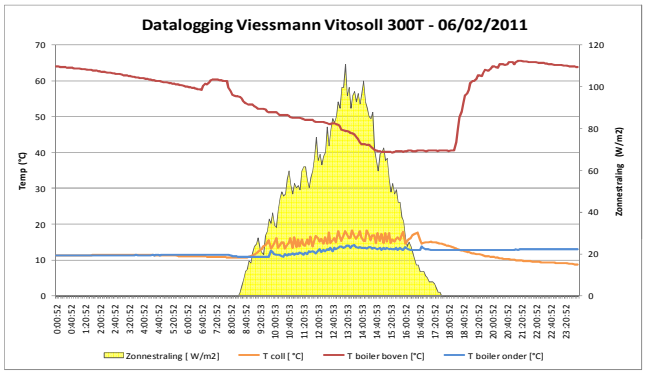
Datalogging Viessmann Vitosoll 300T - 06/02/2011
Temp [°C]
Zonnestraling (W/m2)
Zonnestraling [W/m2]
T coll [°C]
T boiler boven [°C]
T boiler onder [°C]

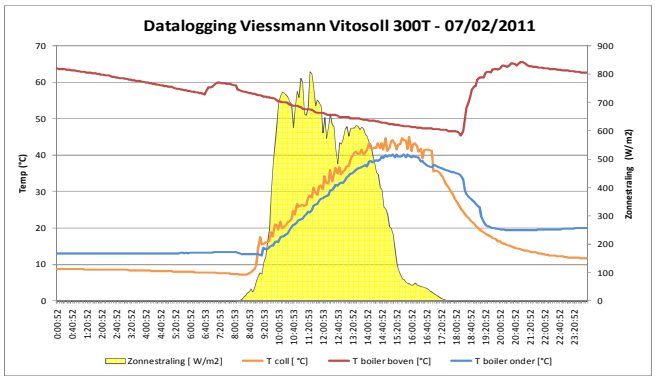
Datalogging Viessmann Vitosoll 300T - 07/02/2011
Temp [°C]
Zonnestraling (W/m2)
Zonnestraling [W/m2]
T coll [°C]
T boiler boven [°C]
T boiler onder [°C]

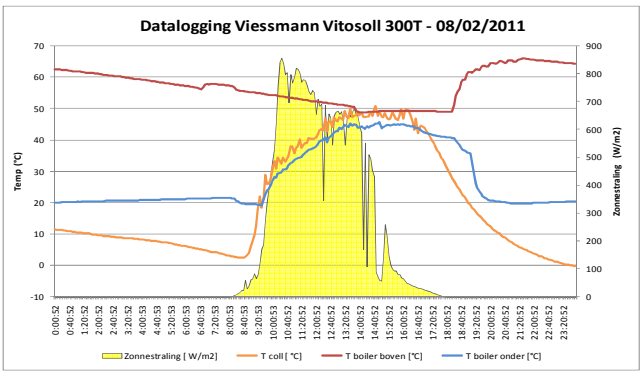
Datalogging Viessmann Vitosoll 300T - 08/02/2011
Temp [°C]
Zonnestraling (W/m2)
Zonnestraling [W/m2]
T coll [°C]
T boiler boven [°C]
T boiler onder [°C]

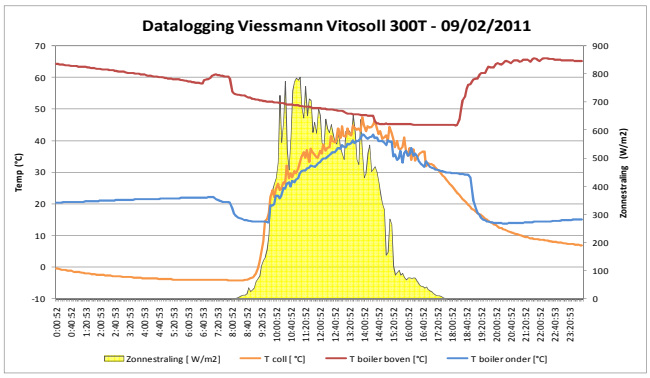
Datalogging Viessmann Vitosoll 300T - 09/02/2011
Temp [°C]
Zonnestraling (W/m2)
Zonnestraling [W/m2]
T coll [°C]
T boiler boven [°C]
T boiler onder [°C]

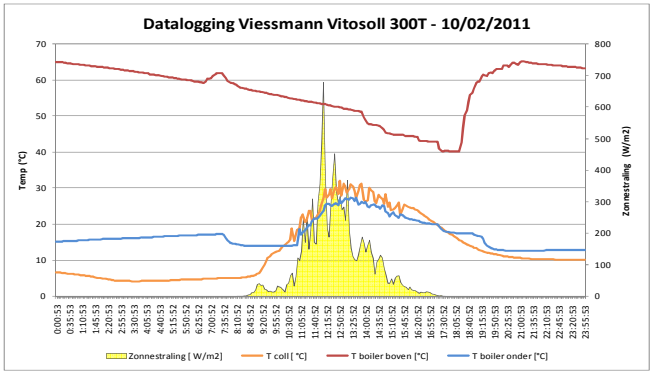
Datalogging Viessmann Vitosoll 300T - 10/02/2011
Temp [°C]
Zonnestraling (W/m2)
Zonnestraling [W/m2]
T coll [°C]
T boiler boven [°C]
T boiler onder [°C]

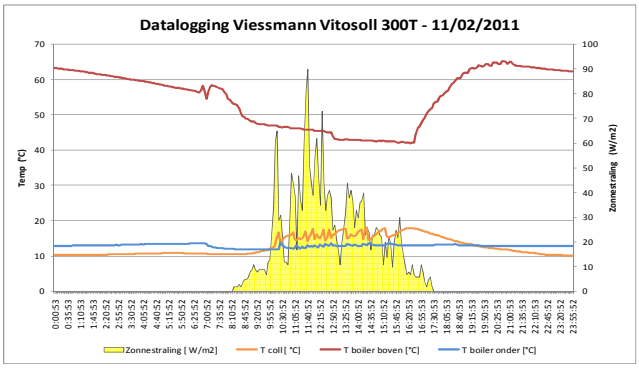
Datalogging Viessmann Vitosoll 300T - 11/02/2011
Temp [°C]
Zonnestraling (W/m2)
Zonnestraling [W/m2]
T coll [°C]
T boiler boven [°C]
T boiler onder [°C]

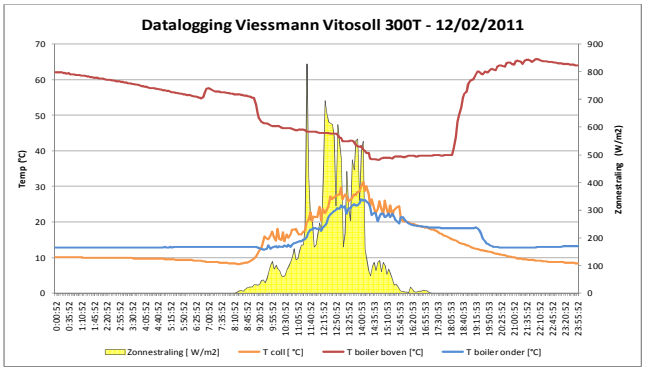
Datalogging Viessmann Vitosoll 300T - 12/02/2011
Temp [°C]
Zonnestraling (W/m2)
Zonnestraling [W/m2]
T coll [°C]
T boiler boven [°C]
T boiler onder [°C]

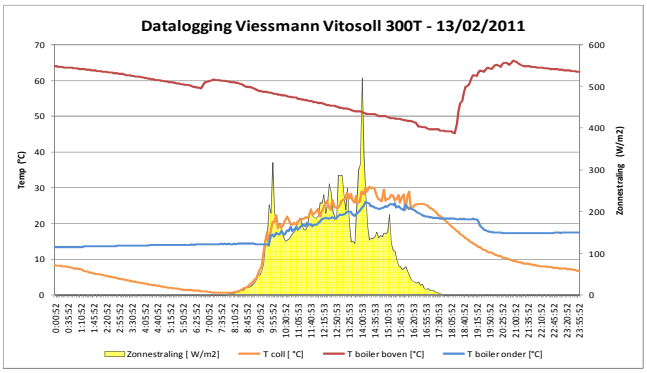
Datalogging Viessmann Vitosoll 300T - 13/02/2011
Temp [°C]
Zonnestraling (W/m2)
Zonnestraling [W/m2]
T coll [°C]
T boiler boven [°C]
T boiler onder [°C]

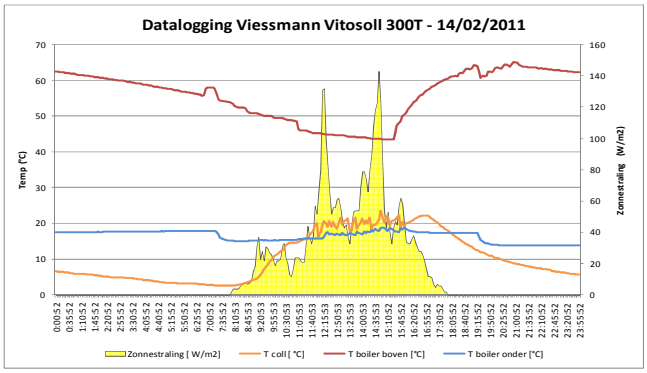
Datalogging Viessmann Vitosoll 300T - 14/02/2011
Temp [°C]
Zonnestraling (W/m2)
Zonnestraling [W/m2]
T coll [°C]
T boiler boven [°C]
T boiler onder [°C]

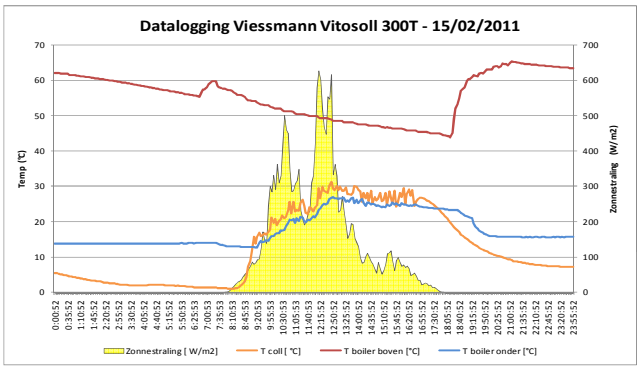
Datalogging Viessmann Vitosoll 300T - 15/02/2011
Temp [°C]
Zonnestraling (W/m2)
Zonnestraling [W/m2]
T coll [°C]
T boiler boven [°C]
T boiler onder [°C]

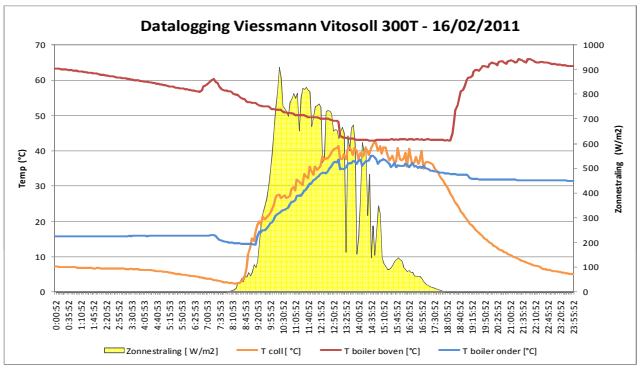
Datalogging Viessmann Vitosoll 300T - 16/02/2011
Temp [°C]
Zonnestraling (W/m2)
Zonnestraling [W/m2]
T coll [°C]
T boiler boven [°C]
T boiler onder [°C]

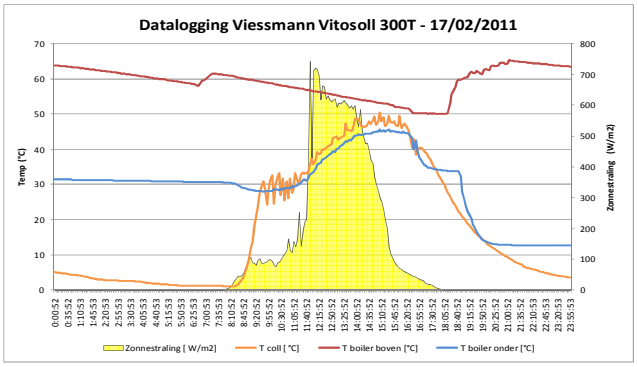
Datalogging Viessmann Vitosoll 300T - 17/02/2011
Temp [°C]
Zonnestraling (W/m2)
Zonnestraling [W/m2]
T coll [°C]
T boiler boven [°C]
T boiler onder [°C]

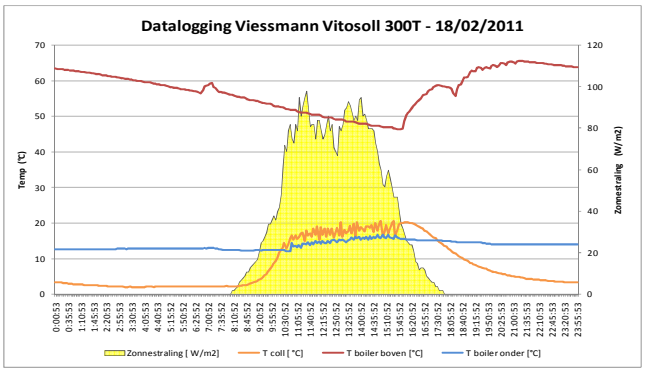
Datalogging Viessmann Vitosoll 300T - 18/02/2011
Temp [°C]
Zonnestraling (W/m2)
Zonnestraling [W/m2]
T coll [°C]
T boiler boven [°C]
T boiler onder [°C]

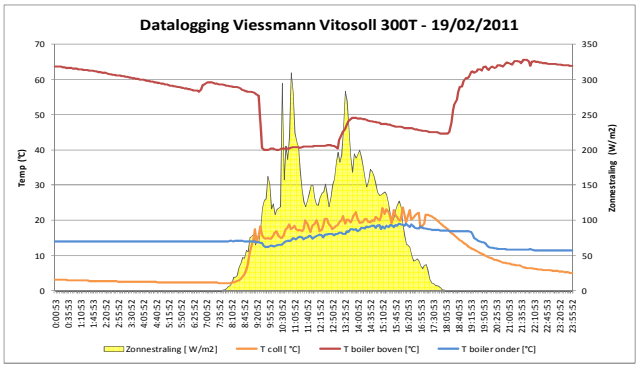
Datalogging Viessmann Vitosoll 300T - 19/02/2011
Temp [°C]
Zonnestraling (W/m2)
Zonnestraling [W/m2]
T coll [°C]
T boiler boven [°C]
T boiler onder [°C]

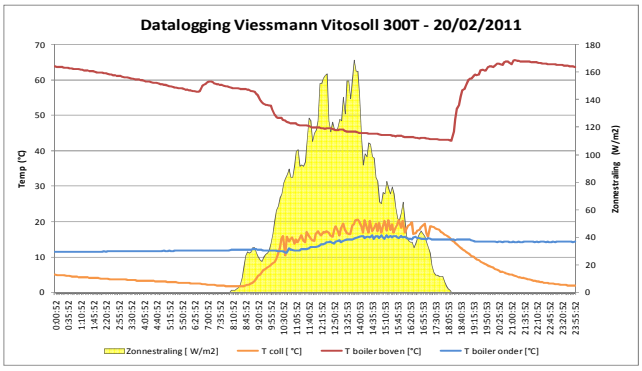
Datalogging Viessmann Vitosoll 300T - 20/02/2011
Temp [°C]
Zonnestraling (W/m2)
Zonnestraling [W/m2]
T coll [°C]
T boiler boven [°C]
T boiler onder [°C]

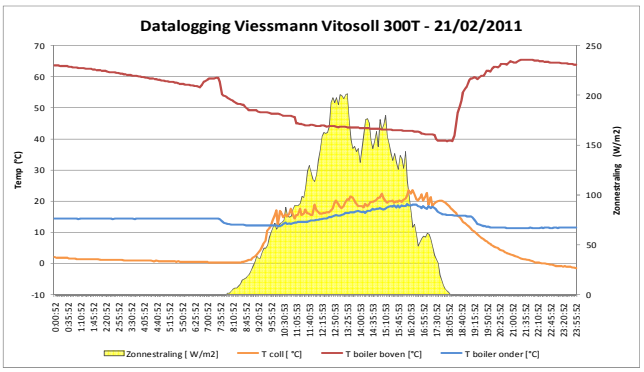
Datalogging Viessmann Vitosoll 300T - 21/02/2011
Temp [°C]
Zonnestraling [W/m2]
Zonnestraling [W/m2]
T coll [°C]
T boiler boven [°C]
T boiler onder [°C]

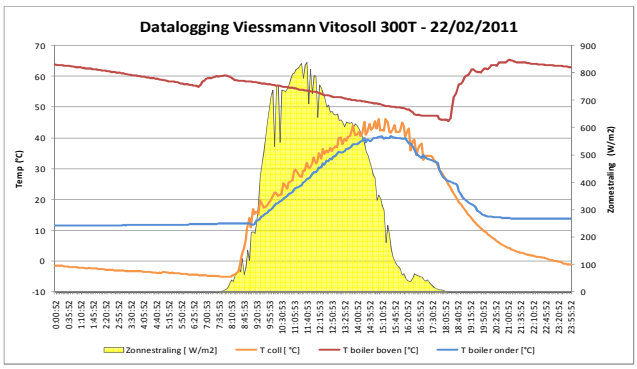
Datalogging Viessmann Vitosoll 300T - 22/02/2011
Temp [°C]
Zonnestraling [W/m2]
Zonnestraling [W/m2]
T coll [°C]
T boiler boven [°C]
T boiler onder [°C]

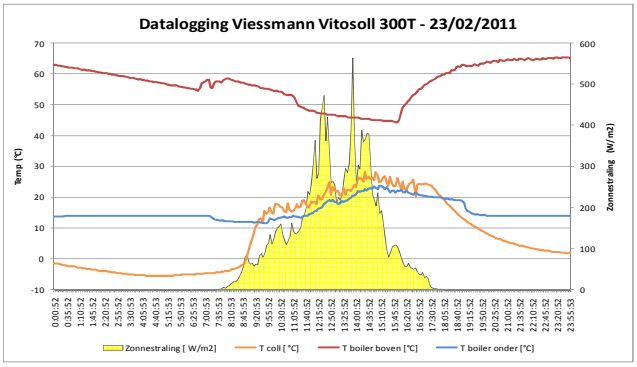
Datalogging Viessmann Vitosoll 300T - 23/02/2011
Temp [°C]
Zonnestraling [W/m2]
Zonnestraling [W/m2]
T coll [°C]
T boiler boven [°C]
T boiler onder [°C]

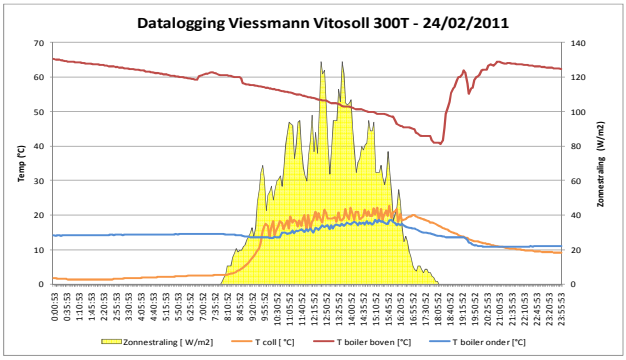
Datalogging Viessmann Vitosoll 300T - 24/02/2011
Temp [°C]
Zonnestraling [W/m2]
Zonnestraling [W/m2]
T coll [°C]
T boiler boven [°C]
T boiler onder [°C]

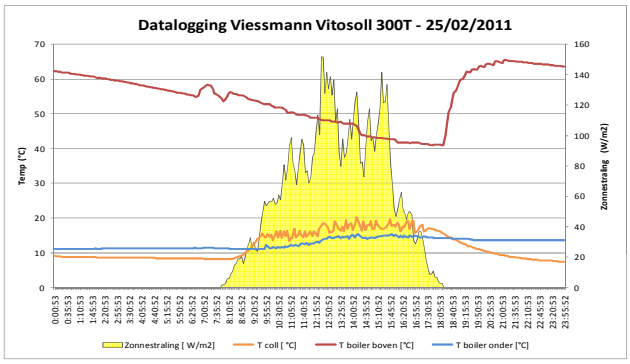
Datalogging Viessmann Vitosoll 300T - 25/02/2011
Temp [°C]
Zonnestraling [W/m2]
Zonnestraling [W/m2]
T coll [°C]
T boiler boven [°C]
T boiler onder [°C]

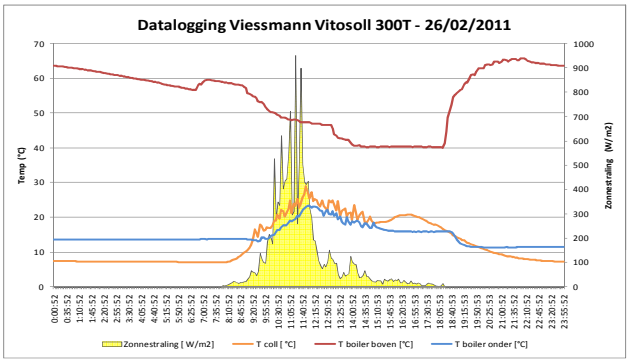
Datalogging Viessmann Vitosoll 300T - 26/02/2011
Temp [°C]
Zonnestraling [W/m2]
Zonnestraling [W/m2]
T coll [°C]
T boiler boven [°C]
T boiler onder [°C]

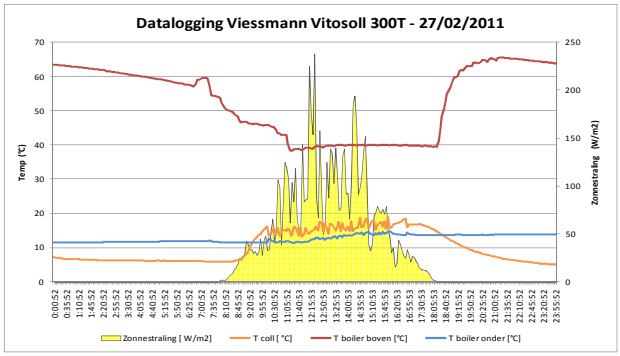
Datalogging Viessmann Vitosoll 300T - 27/02/2011
Temp [°C]
Zonnestraling [W/m2]
Zonnestraling [W/m2]
T coll [°C]
T boiler boven [°C]
T boiler onder [°C]

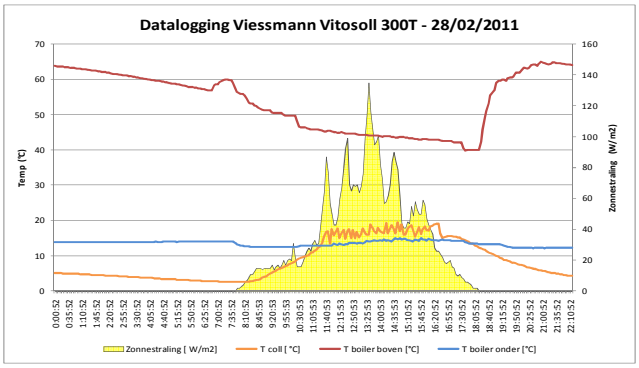
Datalogging Viessmann Vitosoll 300T - 28/02/2011
Temp [°C]
Zonnestraling [W/m2]
Zonnestraling [W/m2]
T coll [°C]
T boiler boven [°C]
T boiler onder [°C]