




Repair the Tail door window regulator.
One of the 3 wires was snapped.

First take out the window mechanism.
Take all things out the door... also the white and yellow things and spring...



Open the electric box..


This is what you see...



unwire the unit and take out the wheel.



Open the next part and check the motor.. mine was stuck.
There was a beep in the car when I tried to open the window..the motor needed to much current.





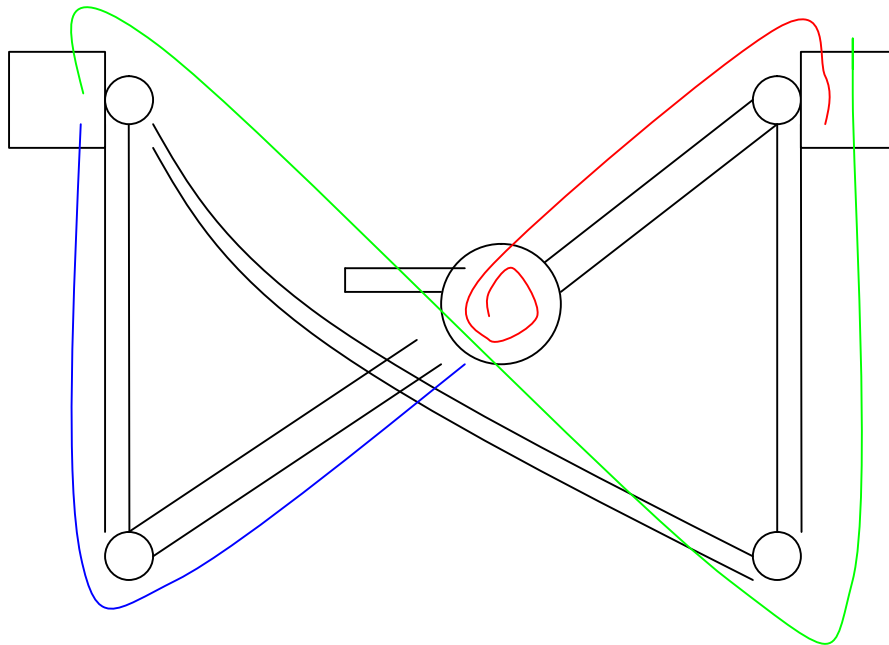
wrong wired...drop out the wheel..

Buy a stainless steel bike brake line...2euro..(I'm Dutch)
This line is thinner and not as fine woven wire as the old one.
Also not so flexible but it works.



The length of the 3 wires..

- = 121cm between the endbloks/nipple (was snapped)
- = 91,5cm between the endbloks/nipple
- = 152,5cm between the endbloks/nipple





2 cables were still good so I used them again.





place it all together..
make the spring unit ready shown in the next picture.
Put the cable through is before screwing the nipple on the wire!!





that's it...

Have a nice day..
Michiel van de Ven